

Data Sheet

Customer : _____

Product : Metal Oxide Film Resistor - MOR Series _____

Type : 1/4W ~ 5W _____

Issued Date : 26-Dec-2023 _____

Edition : Ver. 3 _____

Record of change

Date	Ver.	Description	Page
29-Mar.-2016	1		
09-May-2023	2	Revised T.C. $\pm 300\text{ppm Max.}$ / Standard value: $0.5\Omega - 1M\Omega$	1
26-Dec-2023	3	Update spec.	

HITANO ENTERPRISE CORP.

7F-7, No. 3, Wu Chuan 1st Road, New Taipei Industrial Park,

New Taipei City, TAIWAN, R.O.C.

Tel: +886 2 2299 1331 (Rep.)

Fax: +886 2 2298 2466, 2298 2969

Prepared by	Checked by	Approved by	Accepted by (customer)
26-Dec-2023	26-Dec-2023	26-Dec-2023	
Hwa Wu	Andy Hsu	Arthur Su	

METAL OXIDE RESISTORS

MOR SERIES

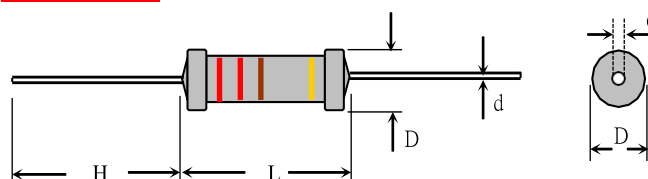
Feature

- Power rating: 1/4W to 5W at 70°C
- Superior electrical performance-commonly used in application with high endurance demands.
- Standard T.C. : ±300ppm Max.
- Standard tolerance: ±5% (available ±1%,±2%)
- Standard Value: 0.5Ω-1MΩ in E24 series
- Mini size available (As MOR-S type)
- Flameproof coating, silicone paint meet UL 94V-0
- Operating temperature : -55°C ~+200°C

Material

Element: deposited oxide film
 Core: High purity ceramic Al₂O₃
 Termination: Standard solder-plated copper lead
 Coating: Silicone

Dimension



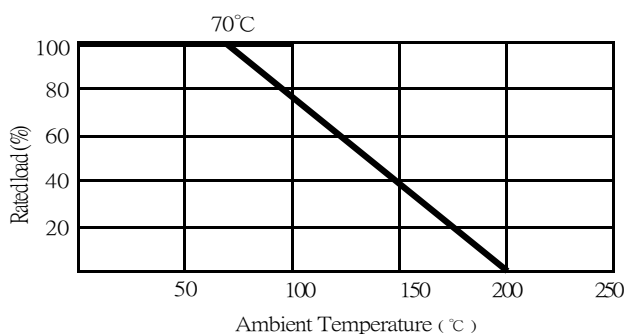
General Specification

TYPE	DIMENSION(mm)				POWER RATING	MAXIMUM WORKING VOLTAGE	MAXIMUM OVERLOAD VOLTAGE	RESISTANCE	
	L	D	H	d±0.05				STANDARD	Available
MOR025	6.0±1.0	2.3±0.5	27 ±3.0	0.56	1/4W	250V	500V	10Ω -1MΩ	0.1Ω - 0.91Ω 1M1Ω -10MΩ
MOR050S	6.0±1.0	2.3±0.5	27 ±3.0	0.56	1/2WS	350V	500V	10Ω -1MΩ	
MOR050	9.0±1.0	3.2±0.5	27 ±3.0	0.59	1/2W	350V	700V	10Ω -1MΩ	
MOR100S	9.0±1.0	3.2±0.5	27 ±3.0	0.59	1WS	350V	700V	10Ω -1MΩ	
MOR100	11±2.0	4.0±1.0	35 ±3.0	0.80	1W	500V	1000V	10Ω -1MΩ	
MOR200S	11±2.0	4.0±1.0	35 ±3.0	0.80	2WS	500V	1000V	10Ω -1MΩ	
MOR200	15±2.0	5.0±1.0	35 ±3.0	0.80	2W	500V	1000V	10Ω -1MΩ	
MOR300S	15±2.0	5.0±1.0	35 ±3.0	0.80	3WS	500V	1000V	10Ω -1MΩ	
MOR300	17±2.0	6.0±1.0	35 ±3.0	0.80	3W	500V	1000V	10Ω -1MΩ	
MOR500S	17±2.0	6.0±1.0	35 ±3.0	0.80	5WS	500V	1000V	10Ω -1MΩ	
MOR500	24±2.0	8.0±1.0	35 ±3.0	0.80	5W	700V	1000V	10Ω -1MΩ	

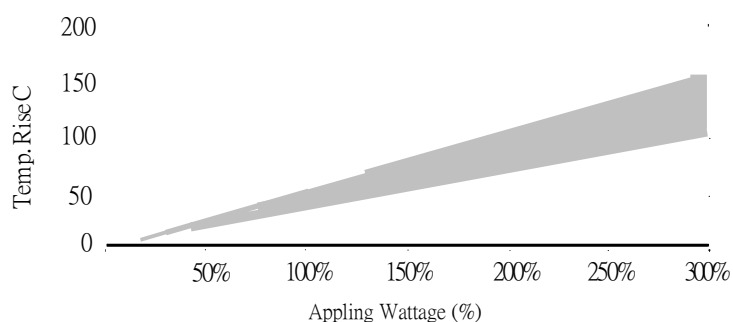
* Maximum Working Voltage determined by $E=\sqrt{P \cdot R}$, where E should not exceed value listed in column above.

**Maximum Overload Voltage equals to 2.5XE, but should not exceed value listed in column above.

Derating Curve



Temperature Rise



METAL OXIDE RESISTORS

MOR SERIES

Characteristics

Item	Requirement	Test Method
Short Time Overload	$\pm(0.5\%+0.05\Omega)$	JIS-C-5201-1 5.5 RCWV*2.5 or Max. overload voltage for 5 seconds
Insulation Resistance	> 1000M Ω	JIS-C-5201-1 5.6 Apply 100VDC for 1 minute
Endurance	$\pm(1.5\%+0.05\Omega)$	JIS-C-5201-1 7.10 70 \pm 2 $^{\circ}$ C, Max. RCWV for 1000 hrs with 1.5 hrs "ON" and 0.5hrs "OFF"
Damp Heat with Load	$\pm(1.5\%+0.05\Omega)$	JIS-C-5201-1 7.9 40 \pm 2 $^{\circ}$ C, 90~95% R.H. RCWV for 1000 hrs with 1.5 hrs "ON" and 0.5hrs "OFF"
Solderability	90% min. Coverage	JIS-C-5201-1 6.5 245 \pm 5 $^{\circ}$ C for 3 seconds
Dielectric Withstanding Voltage	By Type	JIS-C-5201-1 5.7 Apply Max. Overload Voltage for 1 minute
Temperature Coefficient	By Type	Resistance value at room temperature and room Temperature+100 $^{\circ}$ C
Pulse Overload	$\pm(1\%+0.05\Omega)$	JIS-C-5201-1 5.8 4 times RCWV for 10000 cycles with 1 second "ON" and 25 seconds "OFF"
Resistance To Solvent	No deterioration of coatings and markings	JIS-C-5201-1 6.9 Trichroethane for 1 min. with ultrasonic
Terminal Strength	Tensile: \geq 2.5 kg	Direct Load for 10 seconds In the direction off the terminal leads
Shelf Life	$\Delta R=\pm 0.1\%$	12 months at room temperature 25 \pm 3 $^{\circ}$ C, 80%RH Max.

*Storage Temperature : 25 \pm 3 $^{\circ}$ C; Humidity < 80%RH

Part Numbering

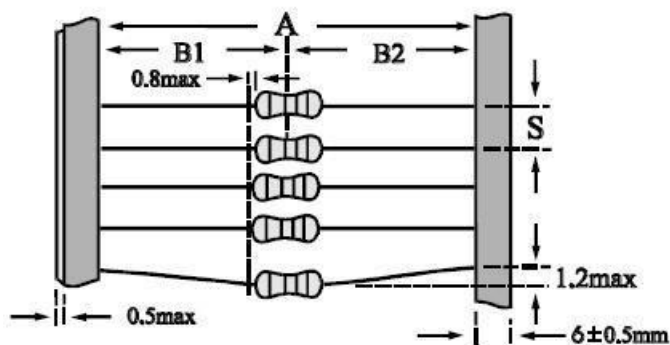
MOR025	F	TB	-	10R
↓	↓	↓	↓	↓
Type/Power	Tol.	Package	ppm	Resistance
MOR025	F= \pm 1%	B=Bulk	- = Based on spec.	10R = 10 Ω
MOR050	G= \pm 2%	TB=Tape/box		1K2R = 1.2K Ω
MOR100	J= \pm 5%	TR=Tape/reel		1MR = 1M Ω
MOR200		Lead forming		
MOR300		M		
MOR500		F		

METAL OXIDE RESISTORS

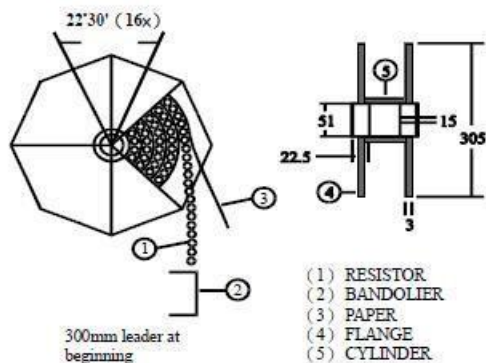
MOR SERIES

Taping/Packing Specification

Packing Methods

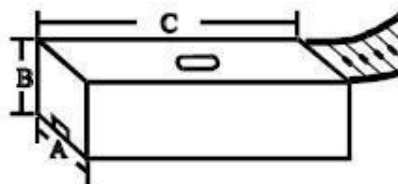


Reel Packing



TYPE	PACKING METHOD			REEL PACKING	
	A	B1-B2	S	Across Flange (A)	Q'TY
		Max			
MOR025/MOR050S	52+1/-0	1.2	5	72	5000
MOR050/MOR100S	52+1/-0	1.2	5	72	2000
MOR100/MOR200S	52+1/-0	1.2	5	72	1000
	73+1/-0	1.5	5	72	1000
MOR200/MOR300S	52+1/-0	1.2	5	72	1000
	73+1/-0	1.5	5	72	1000
MOR300/MOR500S	73+1/-0	1.5	10	95	1000
MOR500	88+1/-0	1.5	10	110	1000

Ammo Packing



TYPE	PACKING METHOD			AMMO PACKING			
	A	B1-B2	S	A	B	C	Q'TY
		Max					
MOR025/MOR050S	52+1/-0	1.2	5	85	103	263	5000
MOR050/MOR100S	52+1/-0	1.2	5	85	95	263	2000
MOR100/MOR200S	52+1/-0, 73+1/-0	1.2, 1.5	5	85,103	102,85	263	1000
MOR200/MOR300S	52+1/-0, 73+1/-0	1.2, 1.5	5	85,103	102,85	263	1000
MOR300/MOR500S	52+1/-0, 73+1/-0	1.2, 1.5	10	85,103	102,85	263	1000
MOR500	88+1/-0	1.5	10	120	75	270	250